

ABC WORKSHOP

AGENDA

ABC

- *Important ABC concepts*
- *Consonants and vowels*
- *Function of vowels*
- *Teach students to recognize vowels- ABC chart*
- *Names and sounds of letters of the Alphabet*

TEACH ABC WITH MULTISENSORY APPROACH

- *Visual*
 - » *ABC Hints*
- *Auditory*
 - » *Letter-picture-sound*
- *Kinesthetic*
 - » *Punch out letters in the air*
- *Tactile*
 - » *Encoding of each capital letter taught*
 - » *Trace letters: black crayon or sand paper*
 - » *Clay*
 - » *Wikki sticks*

LETTER CONFUSION

- *Auditory confusion (b/p, d/t, g/c & k, v/f, e/a)*
- *Visual confusion (b/d/q/p, m/n, M/W, u/n, f/t, E/F, h/n)*
- *How to address this:*
 - » *Showing the visual hints*
 - » *B and d hand*
 - » *Visual and Auditory Discrimination Kit*
 - *Put pictures in hints*
 - *Sorting*
- *Key to success is review*

REVIEW OF LETTERS TAUGHT

- *ABC flashcards*
- *ABC charts*
- *Alternate review*
- *Multisensory Activity Book*




Multisensory ABC Activity Book




D


d



Shape a "D" out of clay.



Shape a "d" out of clay.



Use clay to shape something that begins with the letter d.

Dd

Color the doors with the capital letter D



Color the doors with the lowercase letter d



Dd

Dd




Step 2. Paste the pictures that begin with the letter d into the empty boxes.

















--	--	--



Step 1. Cut out all the pictures in the boxes below.



Circle the pictures on each line that begin with the letter d.

d	   
D	   
d	   
D	   

Dd

Place a blank sheet of paper or transparency over the letters.
Use a crayon or marker to trace the letters while saying their
names and sounds.



Draw a picture of something that begins with the letter d.



Circle the letters in each row which match the letter in the colored box.

d	p	d	d	a
D	D	D	B	P
d	d	a	b	d
D	D	∩	D	∪
d	b	∩	d	d



Trace the letter D in each box.



Write the letter D in each box.



Trace the letter d in each box.




Write the letter d in each box.



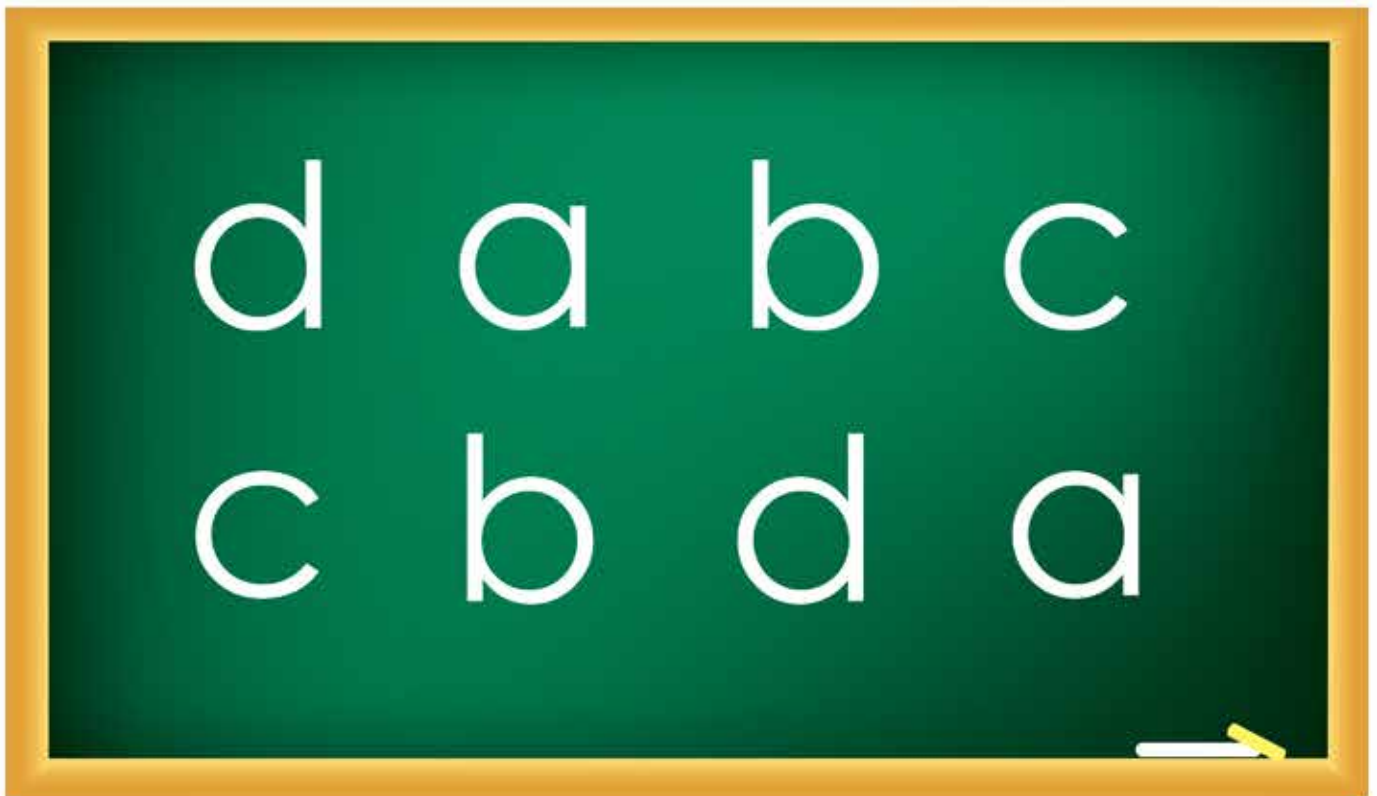
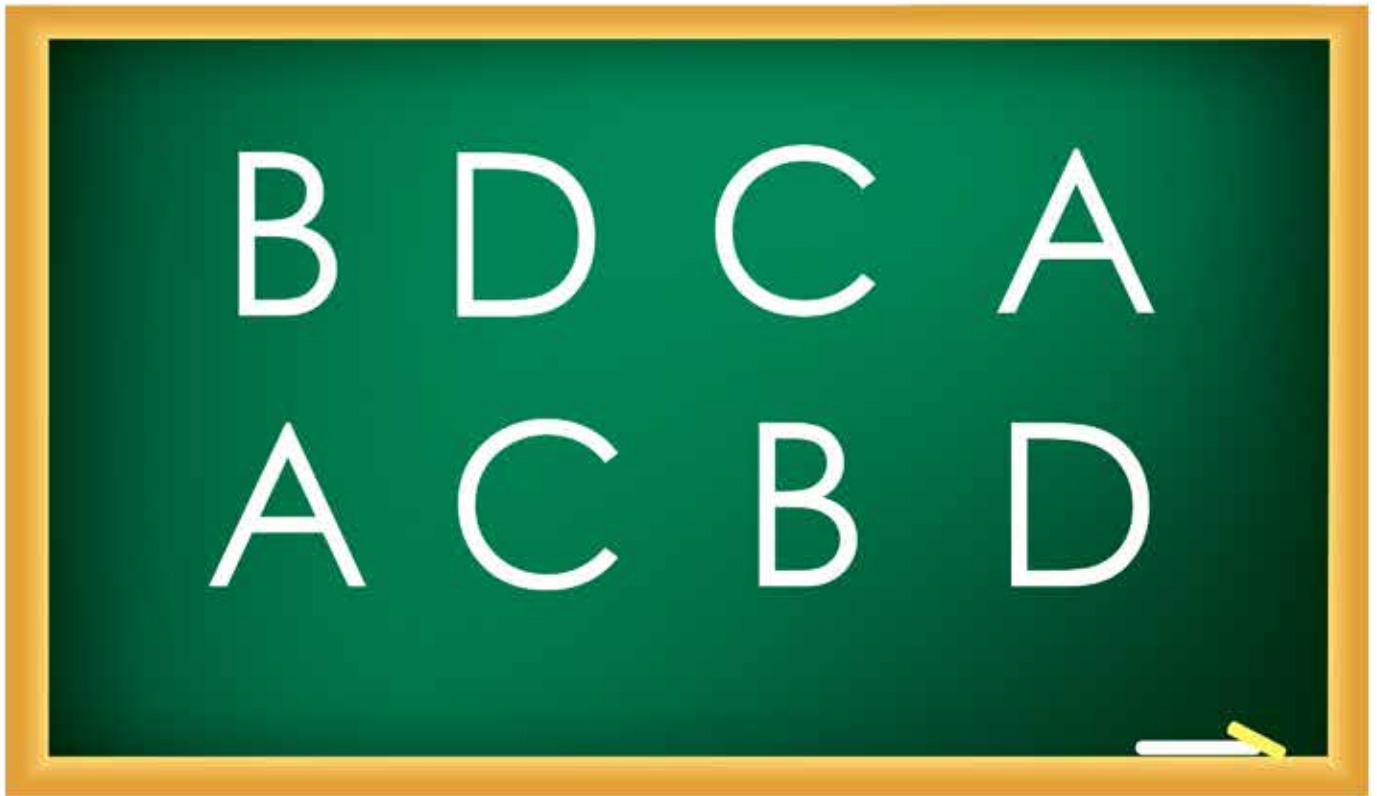
Help the ducklings find their mother!

Draw a line from the "D" and "d" ducklings to the mother duck.



Review

Say the name and sound of each letter.



Review



Match the letter to the picture that begins with that letter sound.

b



c



d



a



c

